The background is a vertical gradient from red at the top to purple at the bottom. It features several stylized celestial bodies: a large blue planet with horizontal stripes in the top right; a smaller teal planet with spots in the top left; a bright orange planet on the left edge; a dark blue planet with horizontal stripes in the middle right; a light blue planet with spots in the bottom left; and a small grey planet at the bottom center. Numerous small white starburst symbols are scattered throughout the scene.

WRITE out of this WORLD

An activity
book for young
writers



The Story Island Project is a Hobart-based not-for-profit organisation that nurtures the creativity and writing skills of young Tasmanians aged 7–17 and celebrates their diverse voices.

WWW.STORYISLANDPROJECT.ORG

Write out of this world

© The Story Island Project, 2018

Design and layout: Nick Gross

This book was originally developed with the support of the Glenorchy Community Fund.



HI WRITERS!

Welcome to the Story Island Project's activity book!

This may look like an ordinary activity book, with hints and tips to develop your writing, and ideas for great new stories. But, to be honest, we need to warn you. You might want to sit down.

This book actually contains special powers. Powers that will create new worlds and characters and ideas that grow and have a life of their own.

But to activate the powers within this book, a special ingredient is needed: you. And your words. And your imagination.

Once you've finished with it, there will be no other book like it in the world, because it will contain YOUR amazing stories and memories and ideas. Stories that mean something because they matter to you. Stories that you can share with others.

Doesn't seem so ordinary now, does it? OK writers, it's over to you to add your unique, magical words to this book. We would LOVE for you to share your stories with us when you're done.

Emily & Kate

Co-founders, The Story Island Project
storyislandproject@gmail.com

ALL ABOUT ME

HAIR COLOUR

PASTE A
SMALL BIT OF
YOUR HAIR IN
THE BOX

MY HEIGHT

EYE COLOUR

PHOTO OF ME

PASTE IN
THIS BOX

I WAS BORN ON

/ /

I'M IN GRADE

I LIVE IN

I GO TO

MY FAVOURITE
BOOK IS

MY FAVOURITE
ANIMAL IS

MY FAVOURITE
COLOUR IS



MY PET'S
NAME IS

I LIVE WITH

TOP 3 FAVOURITE ACTIVITIES

1

2


3

3 FOODS I DON'T LIKE

1

2


3



WORD GAMES

1. Choose two or three words from the list below to combine into your own wild phrases! **Try writing a poem using some of these crazy word combos!**

Wind
Friendly
Life
Sleepy
Never-ending
Fire
Easy
Shark
Fly
Shipwreck
Constant
Slimy
Lollipop
Poodle
Shrieking
Reading
Bobbing



2. Now, let's have a look at some funny-sounding words. Why do they sound funny? Because they are made-up words! **Can you think up some definitions for these words?**

Furmuck

Mixistruck

Thudstork

Splashdigting



3. Now, are you ready to have a go at making your own funny words? **Make words to describe the following:**

A very cute butterfly

The dried-up toothpaste at the opening of a toothpaste tube

Fear of a platypus

A very hungry bee

An empty pad of paper

(Think of your own)

(Think of your own)

I REMEMBER WHEN...



Sometimes the best stories are closer than you think!

Draw on your memory for a story about your past.

Remember the time when you tried to put your pet bird into a Milo tin and she wouldn't have a bar of it and flew up in your face and scared the jeepers out of you? Or, when it rained so much at school camp that everyone had to eat soggy Weetbix?

Think of 3 memories that would make great story ideas

1

2

3



STORY IDEA 1

Oh wow! You've found a treasure map at the beach!
Where does it lead to?



STORY IDEA 2

You've invented a new machine that will change the world!

What powers does it have?

STORY IDEA 3

You discover a trap door under your bed that leads to another world. What do you find there?



STORY STRUCTURE

All stories should have a beginning, middle and an end. **Take one of your story ideas and plan it out in the boxes below.**

BEGINNING

Begin your story with a bang! A strong first sentence hooks your reader in and encourages them to keep reading. So, try throwing your reader straight into the action, or maybe begin with some interesting dialogue.


MIDDLE



END

SYMPHONY OF SCENTS!

A really powerful way to bring readers inside your story is to describe the smells of the world you are creating. What smell words can you think of to describe the following scents? **Try writing your own sentences to describe these smelly situations in detail:**



CHARACTER TIME!

Some stories include real people, and some involve made-up characters. Either way, readers want to believe that the characters they're reading about are alive and exciting. So, how do we create our own interesting characters?

1. Can you think of some characters that you like? They might be from TV, from real life, or from books you have read. **Note them down here.**

*

*

*

*

*

2. What qualities do they have? Are they excited, jealous, kind, distracted, hopeful?

*

*

*

*

*

3. Now, think of a character of your own. **Develop a character profile of them so we can start to see who they are.**

Name

Age


Where does your character live?

What does your character do?

What qualities do they have (positive and negative)?

What habits do they have?

What is their family's background?



4. Imagine that your character is sitting across the table from you. What do they look like? **Can you draw your character?**

5. Now, have a go at interviewing your character. You are trying to get as much information as possible. **Write your questions and their answers here.**

Q:

A:

Q:

A:

Q:

A:



TIPS FOR TOP STORIES



1. DELICIOUS DETAIL

Grab the hand of someone you know well and have a go describing it. Is it old and wrinkly, or is it smooth and shiny? Are there any freckles or hairs on it? What else can you see?

2. SHOW, DON'T TELL

Make your writing come alive by showing readers what is happening in your story. The sentence below about how Akram looked in his Book Week costume is kind of boring. Can you make it come alive? Remember to show the reader exactly what the costume looks like to make your reader feel like they can see Akram!

When my little brother, Akram, walked into the living room, I thought he looked really stupid in his Mad Hatter costume.

3. EDIT

Remember to edit your stories to make sure your writing is clear. A great way to do this is to read your story aloud or to get someone else to read it so that when any errors are made, you can hear them. Things to look out for:

REPETITION

When you say things over and over, your story can become boring.

SENTENCE LENGTH

If a sentence is too long and hard to understand, you can always turn it into two shorter sentences. Remember, sentences of just a few words can be really powerful!

CLARITY

Are the situations, characters and settings you have described clear, or are they fuzzy and out of focus?

DETAILS

Does more specific detail need to be added about characters or the setting?

4. READ

Remember to keep reading – reading is great for getting ideas for future stories, as well as being totally fun!

STORY STARTERS

Stuck for ideas? Try one of these out to begin your next story!

The night was hot and humid all around me when...

Looking through the branches of the palm trees, I saw...


I couldn't believe it when...

Hot and bothered, I made my way home from my friend's birthday party. While I was walking home...

I didn't know what to do because...

The storm was finally over. When we went outside to check check the damage, we found the biggest...

As the spaceship left Earth, I realised that I left my...





A WARNING FOR THE YOUNG WRITERS OF HOBART

This may look like an ordinary activity book, with hints and tips to develop your writing, and ideas for great new stories.

But guess what? It actually contains special powers. Powers that will create new worlds and characters and ideas that grow and have a life of their own.

Doesn't seem so ordinary now, does it?

There's just one thing. To activate these powers, a special ingredient is needed: you. And your words.
And your imagination.

Are you ready to write out of this world?



An initiative of the Story Island Project
This booklet has been developed with the
support of the Glenorchy Community Fund